



**Model IF15/S  
Integrated Electric Fryer Module**

The accurate temperature control of the Wolf fryer module will enable you to seal in that great flavor of the food without absorbing any unnecessary grease. The extremely deep fryer can handle large portions of small food items or even a whole chicken. Model IF15/S is available in classic stainless steel and comes with one large and two small fryer baskets.



*Model IF15/S shown installed with Model IG15/S electric grill module and Model CT15G/S gas cooktop.*

**Features**

- Integrated design allows for installation of multiple cooktops or modules
- Stainless steel top construction with classic stainless steel finish
- Hidden 2600-watt heating element
- Illuminated electronic touch controls with graduated control lighting
- Large 1<sup>1</sup>/<sub>4</sub> gallon capacity tub
- Three baskets included—one large and two small side by side, each with wire basket hanger
- Low-profile lid
- Melt feature for shortening or lard
- Independent digital timer
- Digital temperature readout and preheat indicator
- Easy manual locking drain capability
- Recommended for installation with any Wolf framed electric cooktop or the Wolf electric grill module

**Model**

**IF15/S**

Stainless Steel Finish

Classic


**Accessories**

- Filler strip for installation of multiple cooktops or modules

*Accessories are available through your Wolf dealer. To obtain local dealer information, visit the Showroom Locator section of our website, [wolfappliance.com](http://wolfappliance.com).*



*Model IF15/S*



Classic

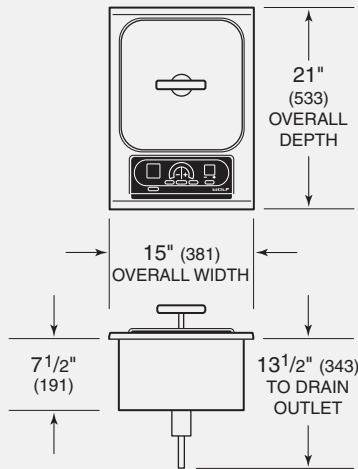


Electronic Touch Controls



**Model IF15/S  
Integrated Electric Fryer Module**

**Overall Dimensions**

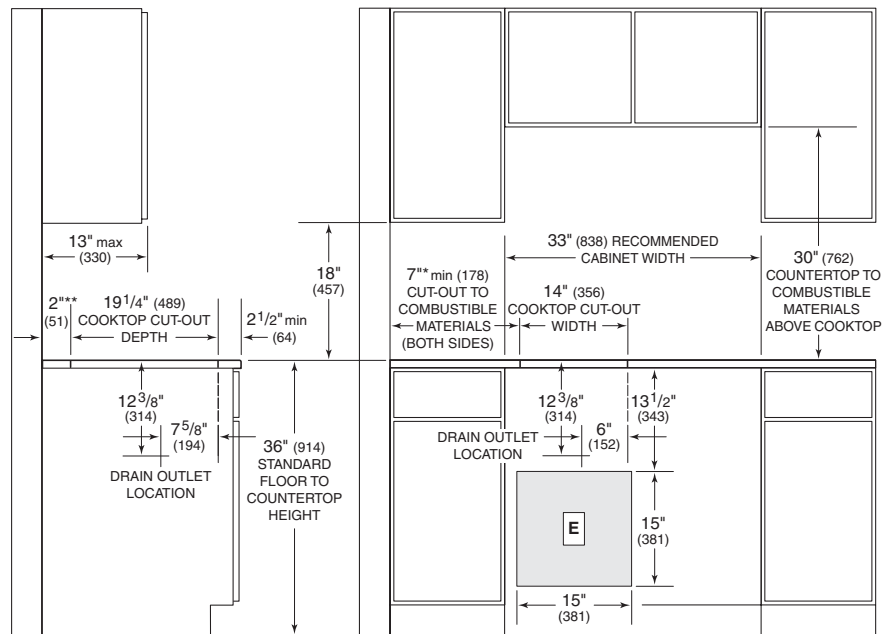


Unit dimensions may vary by  $\pm 1/8$ ".

**Specifications**

|                           |                                       |
|---------------------------|---------------------------------------|
| Exterior Finish           | Classic                               |
| Overall Width             | 15"                                   |
| Overall Height            | 13 1/2"                               |
| Overall Depth             | 21"                                   |
| Heating Element           | 2600 W                                |
| Recommended Cabinet Width |                                       |
| one module                | 18"                                   |
| two modules               | 33"                                   |
| Minimum Cabinet Depth     | 22 3/4"                               |
| Minimum Height Clearance  | 13 1/2"                               |
| Countertop Cut-Out Width  | 14"                                   |
| Countertop Cut-Out Depth  | 19 1/4"                               |
| Electrical Requirements   | 240/208 V AC<br>60 Hz, 15 amp circuit |
| Conduit                   | 4' flexible 3-wire                    |
| Electrical Rating         | 2.6 kW at 240 V<br>1.9 kW at 208 V    |
| Shipping Weight           | 30 lbs                                |

**Installation Specifications**



NOTE: Application shown allows for installation of two 15" (381) modules side-by-side with 33" (838) recommended cabinet width. 18" (457) recommended cabinet width for installation of single 15" (381) cooktop or module. NOTE: Fryer module must be installed in a base cabinet with access to manual valve at base of unit to drain oil into heat resistant receptacle. \*Minimum clearance from both side edges of cooktop cut-out to combustible materials up to 18" (457) above countertop. \*\*Minimum clearance from rear edge of cooktop cut-out to combustible materials up to 18" (457) above countertop.

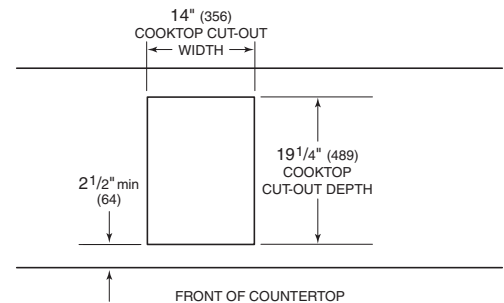
**Installation Notes**

**IMPORTANT NOTE:** This fryer module must be installed at least 15" away from any open flame cooking device. The open flame may cause ignition of oil.

**IMPORTANT NOTE:** This fryer module must be installed at least 15" away from a Wolf steamer module, as contact between water and hot oil may cause burns from steam and hot oil.

Complete installation specifications can be found on our website, [wolfappliance.com](http://wolfappliance.com).

**Countertop Cut-Out Dimensions**



Dimensions in parentheses are in millimeters unless otherwise specified.