



Cooktop Low-Profile Island Hood

Behind the contemporary lines of the new Wolf cooktop low-profile hoods, there's a lot of hard-nosed functional thinking. Brilliant halogen lighting illuminates your cooking surface. Powerful multi-speed blowers whisk away smoke and odors. The low-profile island hood is classic stainless steel with a black glass front panel and is recommended for use with Wolf induction, electric and gas cooktops and integrated modules.



Model CTEIH421 shown.

Features

- Heavy-duty stainless steel construction with classic stainless steel finish.
- Telescopic flue fits 8' to 9' ceilings.
- Front-mounted electronic controls with digital indicator and four-speed blower control.
- Sealed halogen lighting with three settings.
- Island hood can be used in a non-ducted application using an accessory charcoal recirculating filter.
- Heat sentry feature automatically turns unit on when heat is sensed and automatically adjusts blower speed.
- Delay-off mode automatically turns unit off.
- Stainless steel filter cover with dishwasher-safe aluminum mesh filter.
- Filter clean indicator lets you know when the filter needs cleaning.
- Transition with backdraft damper included.

Model

CTEIH421

Overall Width

42"

500 CFM Internal Blower Included

Accessories

- Recirculating kit for non-ducted installations
- Replacement charcoal filters

Accessories are available through your Wolf dealer. To obtain local dealer information, visit the showroom locator section of our website, wolfappliance.com.




Model CTEIH421
Cooktop Low-Profile Island Hood

Internal Blower

- 500 CFM internal blower

Island hood includes the 500 CFM internal blower. For blower recommendations, visit our website, wolfappliance.com.



Sealed Halogen Lighting

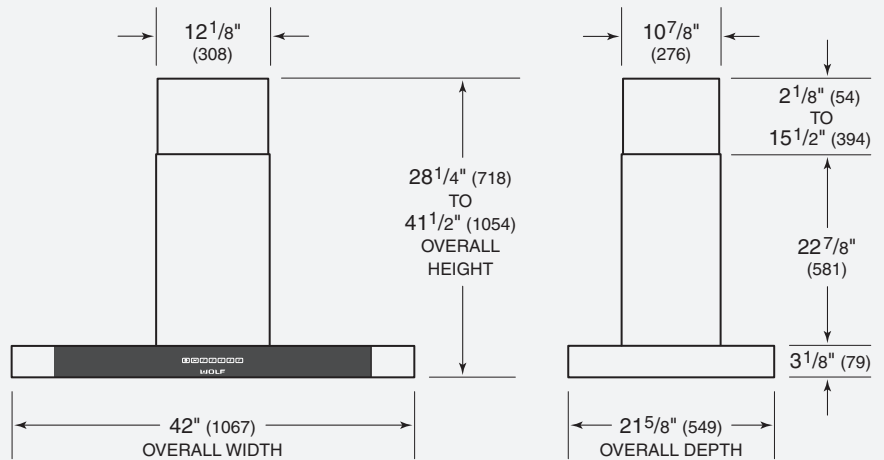


Electronic Controls



Cooktop Low-Profile Island Hood

Overall Dimensions

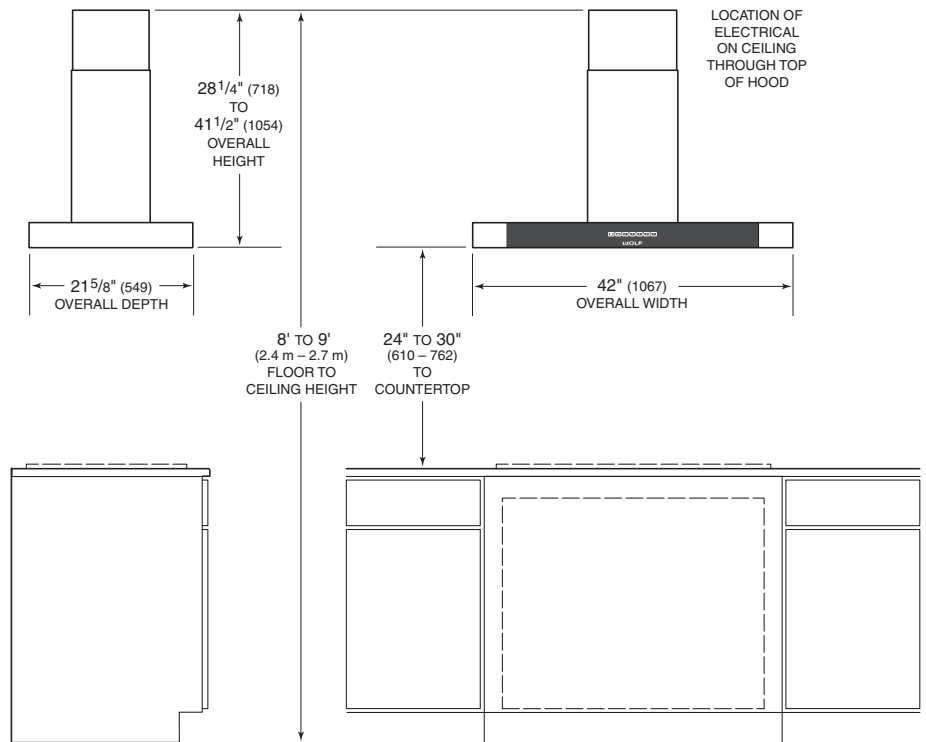


Unit dimensions may vary by $\pm 1/8"$.

Specifications

Exterior Finish	Classic Stainless Steel
Overall Width	42"
Height (excluding chimney)	$3\frac{1}{8}"$
Min Height (including chimney)	$28\frac{1}{4}"$
Max Height (full extension)	$41\frac{1}{2}"$
Overall Depth	$21\frac{5}{8}"$
Bottom of Hood to Countertop	24" to 30"
Discharge	Vertical
Duct Size	6" Round
Electrical Requirements	110/120 V AC 60 Hz, 15 amp dedicated circuit
Shipping Weight	92 lbs

Installation Specifications



Installation Notes

Island hood includes a 500 CFM internal blower. For blower recommendations, visit our website, wolfappliance.com.

Cooktop low-profile hoods are recommended for use with Wolf induction, electric and gas cooktops and integrated modules. For Wolf ranges and rangetops, a pro ventilation hood is recommended.

Complete installation specifications can be found on our website, wolfappliance.com.

Dimensions in parentheses are in millimeters unless otherwise specified.